

**Product Code . SEL-EELE-11166**

## Electrical Circuit Trainer

### Description

---

#### Electrical Circuit Trainer

#### Technical Specification:-

- Component symbols and electrical diagrams are represented on the front panel.
- Study the means to check the main laws and principles.
- General switch, fuse and signaling lamp.
- 1 Safety single phase transformer 115~230V / 6-12-24 V AC / 1 A.
- 2 Fuse holder with fuse type 6 x 30 – 1A.
- 1 Moving iron ammeter with range : 0.5 ~ 1A.
- 1 Moving iron voltmeter with range : 25 V.
- 10 Resistors of different values.
- 1 linear rheostat 100Ω/25W.
- 4 Diodes 6A – 100V.




- 
- 2 Lamp holder with 24V signaling lamp.
  - 1 24Vac buzzer.
  - 1 Electrolytic capacitor, 100 $\mu$ F, 25Vdc.
  - 2 Electrolytic capacitors, 500 $\mu$ F, 25Vdc.
  - 2 Inductances 60mH 0.5A.
  - 2 Pushbuttons, 2 Shunters and 1 Inverter.
  - 1 Relay, 2 Exchange contacts, 24Vac coil.
  - 1 Set of 25 mm cables with 4 mm plug.
  - Power source : 220~230V AC, 50Hz, 1 Phase.
  - Provides knowledge on electrical engineering, installations and electric measurements.

We are leading manufacturers, suppliers of Electrical Circuit Trainer for Electronics Engineering Lab Equipments. Contact us to get high quality Electrical Circuit Trainer for Electronics Engineering Lab Equipments for schools, colleges, universities, research labs, laboratories and various industries.

{ "@context": "https://schema.org/", "@type": "Product", "name": "Electrical Circuit Trainer", "image": "http://www.schooleducationalinstrument.com/images/catalog/product/1055985511ElectricalCircuitTrainerWithlogo.jpg", "description": "Electrical Circuit Trainer Technical Specification:- • Component symbols and electrical diagrams are represented on the front panel. • Study the means to check the main laws and principles. • General switch, fuse and signaling lamp. • 1 Safety single phase transformer 115~230V / 6-12-24 V AC / 1 A. • 2 Fuse holder with fuse type 6 x 30 – 1A. • 1 Moving iron ammeter with range : 0.5 ~ 1A. • 1 Moving iron voltmeter with range : 25 V. • 10 Resistors of different values. • 1 linear rheostat 100 $\Omega$ /25W. • 4 Diodes 6A – 100V. • 2 Lamp holder with 24V signaling lamp. • 1 24Vac buzzer. • 1 Electrolytic capacitor, 100 $\mu$ F, 25Vdc. • 2 Electrolytic capacitors, 500 $\mu$ F, 25Vdc. • 2 Inductances 60mH 0.5A. • 2 Pushbuttons, 2 Shunters and 1 Inverter. • 1 Relay, 2 Exchange contacts, 24Vac coil. • 1 Set of 25 mm cables with 4 mm plug. • Power source : 220~230V AC, 50Hz, 1 Phase. • Provides knowledge on electrical engineering, installations and electric measurements. We are leading manufacturers, suppliers of Electrical Circuit Trainer for Electronics Engineering Lab Equipments. Contact us to get high quality Electrical Circuit Trainer for Electronics Engineering Lab Equipments for schools, colleges, universities, research labs, laboratories and various industries.", "brand": "School Lab Instrument", "sku": "5", "gtin8": "5", "gtin13": "5", "gtin14": "5", "mpn": "5", "aggregateRating": { "@type": "AggregateRating", "ratingValue": "5", "bestRating": "5", "worstRating": "0", "ratingCount": "5" } }

---

School Educational Instruments,  
Hargolal Road, Ambala Cantt, Haryana India

Direct Contact Details  +91-8569909696  sales@schooleducationalinstrument.com  
 www.schooleducationalinstrument.com