

Product Code . SEL-EELE-11100

SCR Regulated D.C. Power Supply

Description

SCR Regulated D.C. Power Supply

The output voltage can be varied from 10 to 40 Volts continuously. The power supply can also be used as a stabilised source to feed external load up to 500mA. Internal loads are provided to test the performance in 16 steps.

Features:-




The board consists of following built-in parts:

- Two SCRs connected in bridge configuration with rectifiers.
- Four diode connected in bridge and one zener for control circuit supply.
- 24V D.C. Regulated Power Supply internally connected.
- Free wheeling diode.

-
- Transformer 0-40V, 500 mA.
 - UJT 2N 2646 for relaxation oscillator to supply triggering pulses for SCRs.
 - Pulse transformer 1:1:1.
 - Three potentiometers for different modes of voltage adjustment.
 - Adequate no. of other Electronic Components.
 - Mains ON/OFF switch, Fuse and Jewel light.
 - The unit is operative on 230V $\pm 10\%$ at 50Hz A.C. Mains.
 - Adequate no. of patch cords stackable 4 mm spring loaded plug length $\frac{1}{2}$ metre.
 - Good Quality, reliable terminal/sockets are provided at appropriate places on panel for connections/observation of waveforms.
 - Strongly supported by detailed Operating Instructions, giving details of Object, Theory, Design procedures, Report Suggestions and Book References.
 - Weight : 3 Kg.
 - Dimension : W 340 x H 110 x D 210.

We are leading manufacturers, suppliers of SCR Regulated D.C. Power Supply Electronics Engineering Lab Equipments. Contact us to get high quality SCR Regulated D.C. Power Supply for Electronics Engineering Lab Equipments for schools, colleges, universities, research labs, laboratories and various industries.

```
{ "@context": "https://schema.org/", "@type": "Product", "name": "SCR Regulated D.C. Power Supply", "image": "http://www.schooleducationalinstrument.com/images/catalog/product/133900685S CRRegulatedD.C.PowerSupplyWithoutlogo.jpg", "description": "SCR Regulated D.C. Power Supply The output voltage can be varied from 10 to 40 Volts continuously. The power supply can also be used as a stabilised source to feed external load up to 500mA. Internal loads are provided to test the performance in 16 steps. Features:- The board consists of following built-in parts: • Two SCRs connected in bridge configuration with rectifiers. • Four diode connected in bridge and one zener for control circuit supply. • 24V D.C. Regulated Power Supply internally connected. • Free wheeling diode. • Transformer 0-40V, 500 mA. • UJT 2N 2646 for relaxation oscillator to supply triggering pulses for SCRs. • Pulse transformer 1:1:1. • Three potentiometers for different modes of voltage adjustment. • Adequate no. of other Electronic Components. • Mains ON/OFF switch, Fuse and Jewel light. • The unit is operative on 230V  $\pm 10\%$  at 50Hz A.C. Mains. • Adequate no. of patch cords stackable 4 mm spring loaded plug length  $\frac{1}{2}$  metre. • Good Quality, reliable terminal/sockets are provided at appropriate places on panel for connections/observation of waveforms.", "brand": "School Lab Instrument", "sku": "5", "gtin8": "5", "gtin13": "5", "gtin14": "5", "mpn": "5", "aggregateRating": { "@type": "AggregateRating", "ratingValue": "5", "bestRating": "5", "worstRating": "0", "ratingCount": "5" } }
```

School Educational Instruments,
Hargolal Road, Ambala Cantt, Haryana India
Direct Contact Details  +91-8569909696  sales@schooleducationalinstrument.com
 www.schooleducationalinstrument.com